

Microwave Coaxial Connector Technologies

RF Adapter



Microwave Coaxial Connector Technologies



FEM analysis for impedance matching

Milling & Plating

Molding & Polishing

Stamping & Soldering

Characterization

Laser, Ultrasonic, Sealing



Invented for 5G / Product catalog, 2020 (e2)


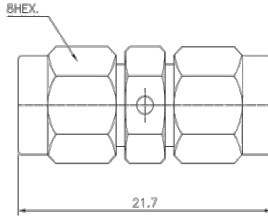

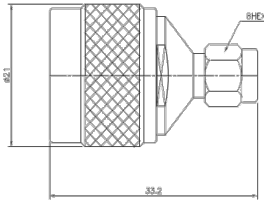

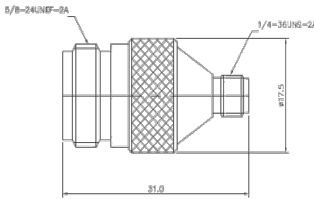

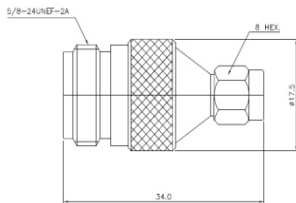
Precision Microwave Adapters

SENSORVIEW all adapter meets MIL STD 348. we are manufacturing a wide range of adapters within / between series.

Line up

Frequency [GHz]	Interface	VSWR Max.
DC ~ 50GHz	2.4mm, SMPM	<1.25
DC ~ 40GHz	2.92mm (K), SMP	<1.25
DC ~ 26.5GHz	HFSMA®, SMP	<1.22
DC ~ 18GHz	SMA, N	<1.2
DC ~ 6GHz	MCX, MMCX, etc.	<1.2

General Series

	Picture	Drawing	Specification
SMA(m) to SMA(m)			Frequency : DC ~ 18GHz VSWR : 1.20 Max Impedance : 50 ohm DWV : 1200V rms Max Mating cycle : 500 times min
N(m) to SMA(m)			Frequency : DC ~ 6GHz VSWR : 1.20 Max Impedance : 50 ohm DWV : 1200V rms Max Mating cycle : 500 times min
N(f) to SMA(f)			Frequency : DC ~ 8GHz VSWR : 1.20 Max Impedance : 50 ohm DWV : 1200V rms Max Mating cycle : 500 times min
N(f) to SMA(m)			Frequency : DC ~ 9GHz VSWR : 1.20 Max Impedance : 50 ohm DWV : 1200V rms Max Mating cycle : 500 times min

Precision Microwave Adapters

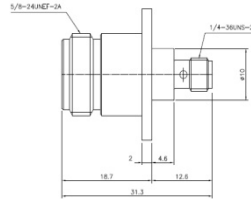
General Series

Picture

Drawing

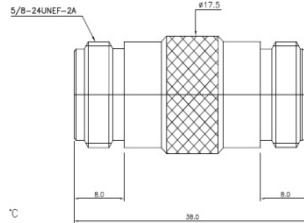
Specification

N(f) to SMA(f)



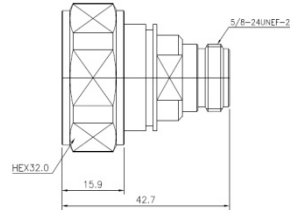
Frequency : DC ~ 9GHz
 VSWR : 1.20 Max
 Impedance : 50 ohm
 DWV : 1200V rms Max
 Mating cycle : 500 times min

N(f) to N(f)



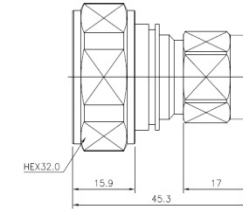
Frequency : DC ~ 11GHz
 VSWR : 1.25 Max
 Impedance : 50 ohm
 DWV : 2500V rms Max
 Mating cycle : 500 times min

DIN(m) to N(f)



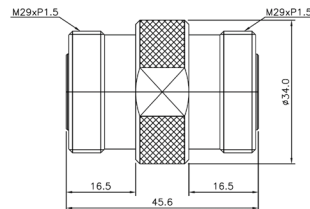
Frequency : DC ~ 6GHz
 VSWR : 1.20 Max
 Impedance : 50 ohm
 DWV : 2500V rms Max
 Mating cycle : 500 times min

DIN(m) to N(m)



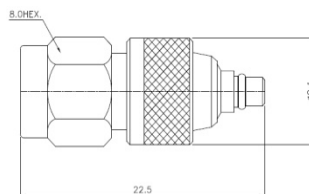
Frequency : DC ~ 6GHz
 VSWR : 1.20 Max
 Impedance : 50 ohm
 DWV : 2500V rms Max
 Mating cycle : 500 times min

DIN(f) to DIN(f)



Frequency : DC ~ 6GHz
 VSWR : 1.20 Max
 Impedance : 50 ohm
 DWV : 2500V rms Max
 Mating cycle : 500 times min

SMA(m) to MMCX(m)



Frequency : DC ~ 6GHz
 VSWR : 1.2 Max
 Impedance : 50 ohm
 DWV : 1000V rms Max
 Mating cycle : 500 times min